

Scaled data based on original data using
LM-79-08 Approved Method: Electrical and Photometric Measurements of Solid-
State Lighting Products

Test Report Prepared for
Cooper Lighting Solutions
(formerly Eaton)

Brand: INVUE

Report Number: P401090

Luminaire Tested: **ENT-SA1B-730-U-SL2**

Issue Date: 5/20/2020

Test Information

Test Method: LM-79-08
Report Number: P401090
TEST IS SCALED FROM IESNA LM-79-08 TEST DATA (G1-2004-754-1)
Test Lab: INNOVATION CENTER
Issue Date: 5/20/2020
Manufacturer: COOPER LIGHTING SOLUTIONS (FORMERLY EATON)
Product Line: INVUE
Catalog Number: ENT-SA1B-730-U-SL2
Description: ENTRI LED LUMINAIRE
(1) 70 CRI, 3000K, 450mA LIGHTSQUARE WITH 16 LEDS AND TYPE II SPILL LIGHT ELIMINATOR OPTICS
Light Source: -
Ballast/Driver: ELECTRONIC DRIVER

Summary

Lumens per Lamp: N/A
Luminaire Lumens: 3084 lumens
Efficiency: N/A
Efficacy: 121.4 lumens/watt
Luminous Opening: Rectangular (W 0.5' x L: 0.5' x H: 0')
IES Classification: Type III - Medium - Non-Cutoff
BUG Rating: B1 - U0 - G1

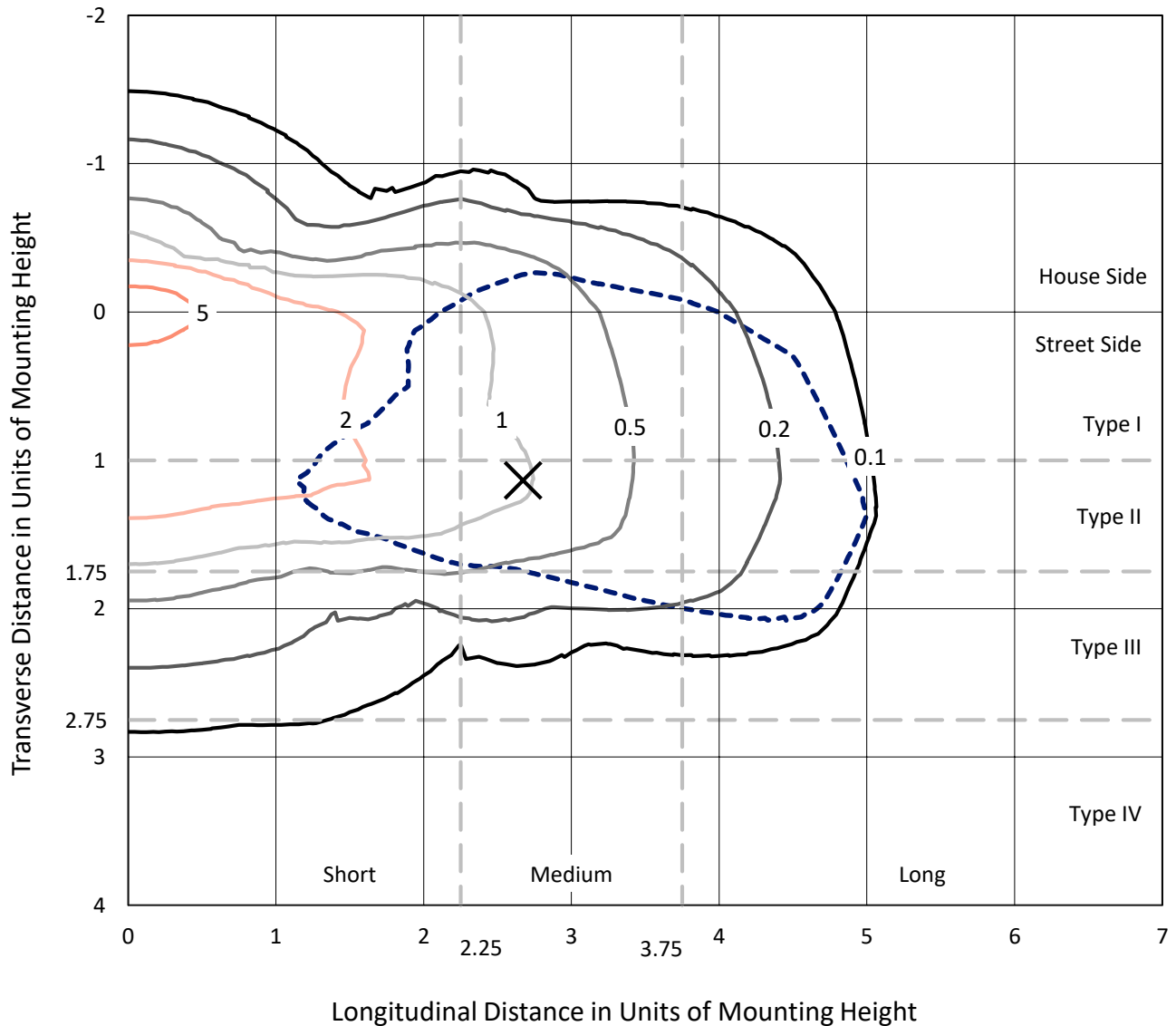
Input Watts (W): 25.4
Input Voltage (V): NR
Input Current (Ain): NR
Voltage Rise (V): NR
Power Factor: NR
Total Harmonic Distortion (THDi): NR
Frequency (hertz): 60
Stabilization Time: NR
Operation Time: NR
Ambient Temperature (°C): NR
Test Distance: 25 FT



REPORT NUMBER: P401090
 CATALOG NUMBER: ENT-SA1B-730-U-SL2

Iso-Footcandle Lines of Horizontal Illumination

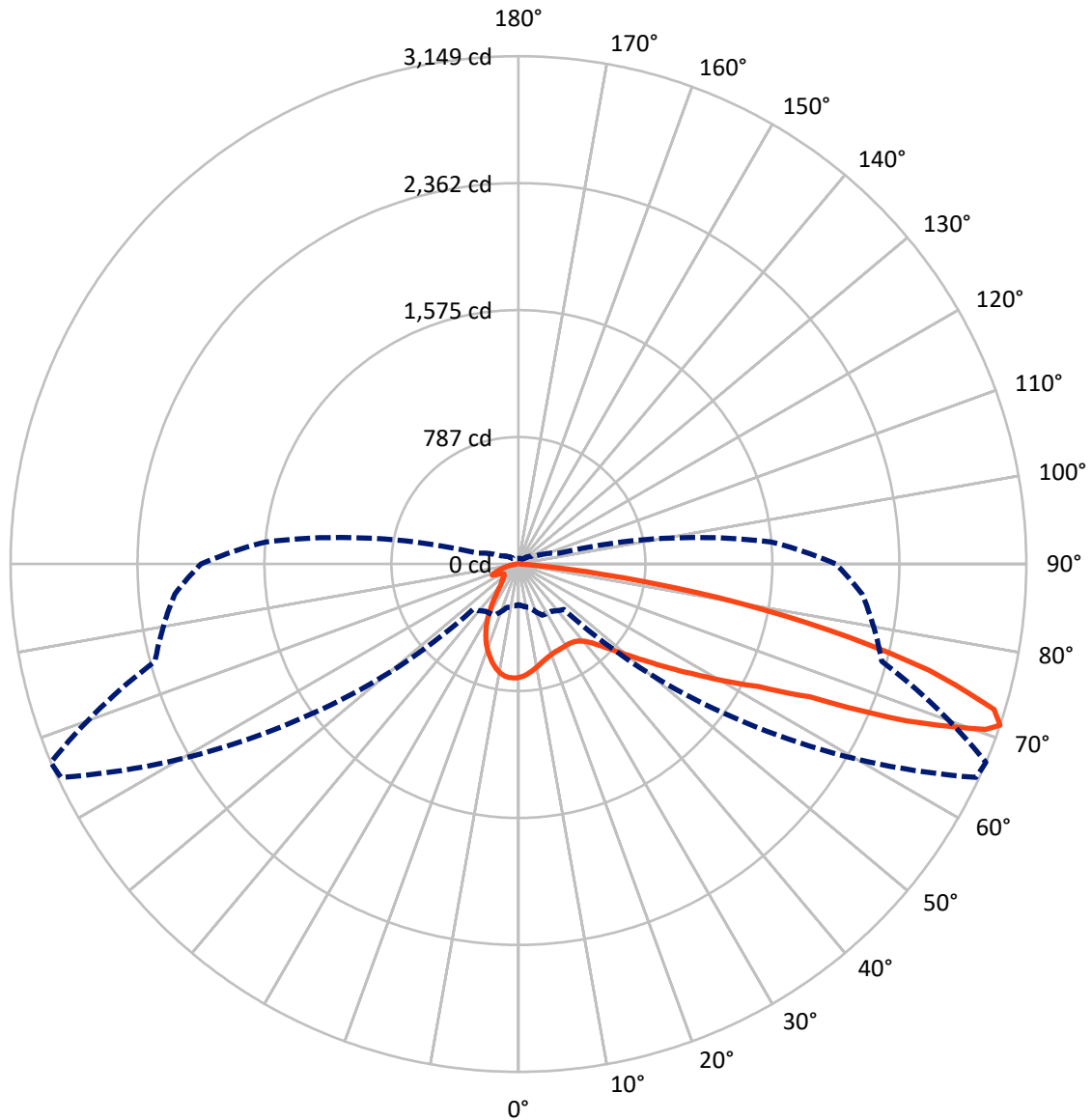
× Max cd
 - - - 1/2 Max cd



Based on 10 foot mounting height. Maximum calculated value = 7 fc
 Type III - Medium - Non-Cutoff

REPORT NUMBER: P401090
CATALOG NUMBER: ENT-SA1B-730-U-SL2

Luminous Intensity Polar Plot



— Vertical Plane Through 67-Deg Lateral - - - Horizontal Cone Through 71-Deg Vertical

REPORT NUMBER: P401090

CATALOG NUMBER: ENT-SA1B-730-U-SL2

FLUX DISTRIBUTION:

		Downward	Upward	Total
House Side	Lumens	631.8	0.0	631.8
	% Fixture	20.5	0.0	20.5
Street Side	Lumens	2452.2	0.0	2452.2
	% Fixture	79.5	0.0	79.5
Total	Lumens	3084.0	0.0	3084.0
	% Fixture	100.0	0.0	100.0

ZONAL LUMENS:

Zone	Lumens	% Fixture
0°-10°	62.3	2.0
10°-20°	153.1	5.0
20°-30°	206.8	6.7
30°-40°	272.3	8.8
40°-50°	387.9	12.6
50°-60°	592.5	19.2
60°-70°	739.9	24.0
70°-80°	597.2	19.4
80°-90°	72.0	2.3
90°-100°	0.0	0.0
100°-110°	0.0	0.0
110°-120°	0.0	0.0
120°-130°	0.0	0.0
130°-140°	0.0	0.0
140°-150°	0.0	0.0
150°-160°	0.0	0.0
160°-170°	0.0	0.0
170°-180°	0.0	0.0
0°-90°	3084.0	100.0
0°-180°	3084.0	100.0

Coefficient of Utilization



REPORT NUMBER: P401090

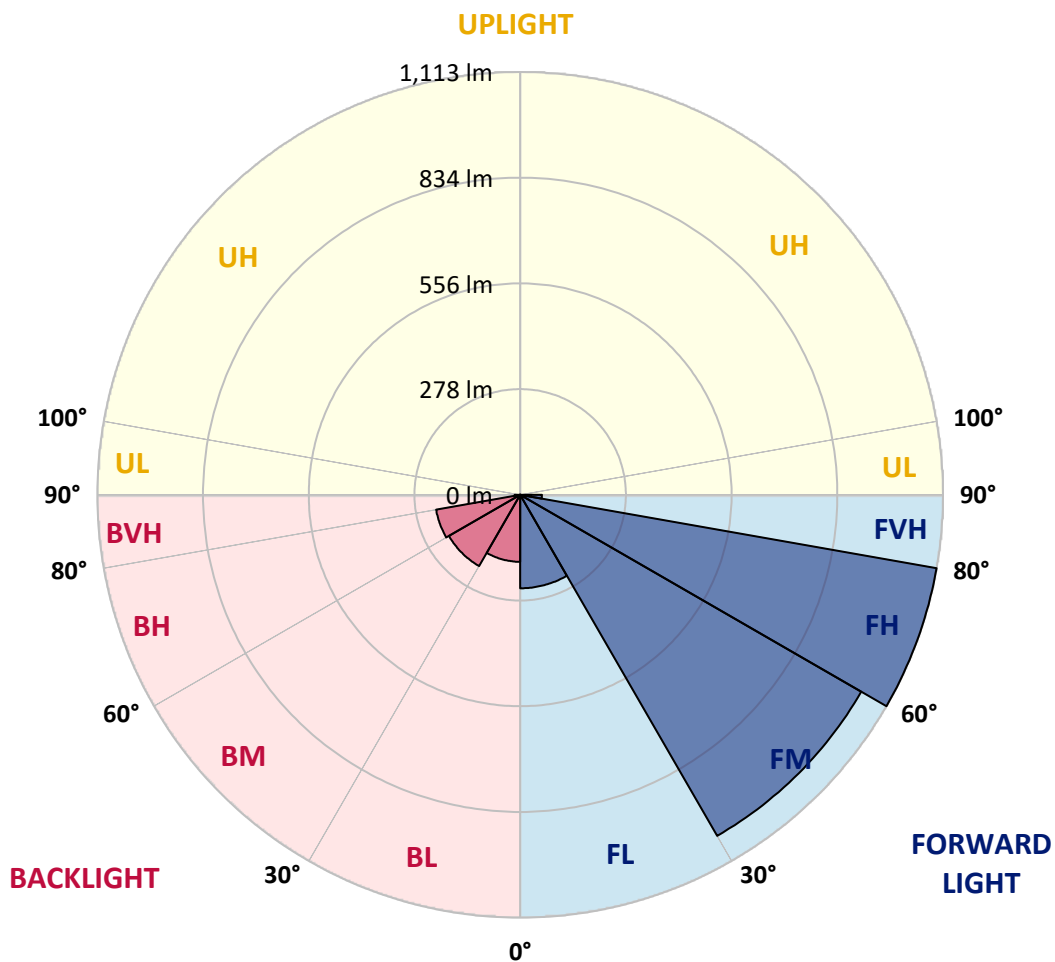
CATALOG NUMBER: ENT-SA1B-730-U-SL2

LUMINAIRE CLASSIFICATION SYSTEM LUMEN TABLE AND BUG RATING:

Zone		Lumens	% Fixture	Zone Rating/Lumen Limit		
				B	U	G
FL	(0°-30°)	245.9	8.0			
FM	(30°-60°)	1036.3	33.6			
FH	(60°-80°)	1112.6	36.1			G1/1800
FVH	(80°-90°)	57.4	1.9			G1/100
BL	(0°-30°)	176.3	5.7	B1/500		
BM	(30°-60°)	216.5	7.0	B0/220		
BH	(60°-80°)	224.5	7.3	B1/500		G1/500
BVH	(80°-90°)	14.6	0.5			G1/100
UL	(90°-100°)	0.0	0.0		U0/0	
UH	(100°-180°)	0.0	0.0		U0/0	

BUG Rating: B1-U0-G1

Type III Medium





REPORT NUMBER: P401090

CATALOG NUMBER: ENT-SA1B-730-U-SL2

CANDELA DISTRIBUTION (FULL):

	0°	5°	15°	25°	35°	45°	55°	65°	67°	75°	85°
0°	703.2	703.2	703.2	703.2	703.2	703.2	703.2	703.2	703.2	703.2	703.2
2.5°	663.3	666.4	666.8	673.0	675.3	682.4	686.4	693.0	693.9	697.9	700.6
5°	620.2	620.7	623.3	628.6	637.1	650.0	659.7	676.2	679.3	690.8	701.0
7.5°	581.6	583.8	588.2	596.2	606.0	621.1	636.2	658.8	663.3	681.9	701.5
10°	555.4	557.6	561.2	570.0	579.8	596.7	614.9	641.1	646.0	671.7	700.1
12.5°	534.5	536.7	539.4	549.2	559.8	576.7	595.4	624.7	629.5	659.3	697.0
15°	520.8	521.2	524.8	532.8	544.7	561.2	579.8	610.0	615.8	649.5	696.1
17.5°	512.3	513.2	516.3	522.5	533.2	549.2	567.4	598.0	604.7	641.5	696.6
20°	512.8	513.7	515.4	517.7	525.2	539.0	558.1	589.1	595.8	636.6	699.7
22.5°	522.1	522.5	523.0	519.9	522.5	532.3	551.0	582.9	590.0	634.4	703.2
25°	539.9	539.9	539.0	531.9	526.1	530.1	547.0	580.7	587.8	632.6	706.8
27.5°	564.3	566.0	561.6	553.2	539.9	533.2	546.1	578.9	586.0	632.6	708.6
30°	597.6	598.5	596.7	585.6	563.8	545.6	548.7	577.6	584.7	631.8	709.0
32.5°	631.3	634.0	636.2	626.4	600.2	567.8	559.4	579.4	585.6	631.3	707.7
35°	665.5	667.3	677.9	676.2	647.7	601.1	576.7	586.5	591.8	633.5	708.6
37.5°	694.8	698.8	714.3	726.3	704.1	646.4	606.5	602.0	605.1	644.6	713.4
40°	726.3	732.1	755.2	777.8	768.1	703.2	648.6	630.0	629.1	665.1	725.4
42.5°	761.8	768.5	798.2	831.1	834.2	775.6	705.0	669.5	668.6	700.1	751.6
45°	803.6	809.8	850.2	889.3	908.3	856.4	774.3	725.4	725.9	749.0	793.4
47.5°	855.1	864.8	903.9	953.6	987.8	947.4	858.2	803.6	800.0	822.7	861.7
50°	927.4	935.4	967.8	1016.2	1076.2	1057.5	963.8	897.7	895.0	905.7	953.2
52.5°	1003.4	1006.0	1021.6	1071.7	1172.5	1191.1	1093.9	1014.5	1004.2	1010.0	1066.8
55°	1007.8	1013.6	1023.8	1087.3	1259.1	1351.4	1237.3	1152.1	1138.8	1134.8	1196.0
57.5°	915.4	924.8	938.1	1020.2	1262.6	1536.5	1441.1	1312.8	1288.8	1268.8	1334.1
60°	719.7	731.6	756.1	856.8	1172.5	1642.2	1781.2	1493.0	1471.7	1403.8	1469.1
62.5°	520.3	525.2	548.7	594.0	930.5	1648.4	2135.5	1728.3	1675.5	1535.2	1585.4
65°	419.1	427.1	434.2	433.7	551.0	1462.0	2370.8	2147.0	1987.6	1682.2	1713.2
67.5°	345.4	348.1	365.4	395.6	374.7	903.0	2394.3	2758.8	2597.2	1880.2	1865.1
70°	288.6	289.5	306.8	360.9	358.7	466.2	2007.6	3110.8	3071.8	2205.2	2102.6
71°	252.6	260.2	279.3	349.4	356.9	398.2	1705.7	3129.5	3149.0	2332.6	2139.4
72.5°	198.9	198.9	226.0	320.5	360.1	367.6	1256.9	3027.8	3084.2	2477.3	2075.5
75°	116.8	115.9	130.5	223.3	368.0	366.3	686.4	2516.4	2630.5	2503.5	1921.0
77.5°	65.7	67.0	75.0	124.3	292.1	351.6	394.2	1832.2	1966.7	2094.2	1624.5
80°	30.2	32.0	37.7	60.4	172.3	303.7	281.5	1189.8	1240.9	1258.6	767.6
82.5°	8.0	8.9	11.5	23.1	66.6	206.9	208.2	498.1	514.6	297.5	164.7
85°	0.0	0.0	0.0	0.0	0.9	25.3	59.0	89.7	74.6	39.5	33.7
87.5°	0.0	0.0	0.0	0.0	0.0	0.9	1.3	1.8	1.8	1.8	2.2
90°	0.0	0.0	0.0	0.0	0.0	0.0	0.0	0.0	0.0	0.0	0.0



REPORT NUMBER: P401090

CATALOG NUMBER: ENT-SA1B-730-U-SL2

CANDELA DISTRIBUTION (continued):

	90°	95°	105°	115°	125°	135°	145°	155°	165°	175°	180°
0°	703.2	703.2	703.2	703.2	703.2	703.2	703.2	703.2	703.2	703.2	703.2
2.5°	702.8	704.6	707.7	707.2	706.3	701.0	704.1	701.0	700.6	699.2	699.7
5°	704.6	707.2	709.0	705.0	698.4	686.8	682.8	672.6	665.9	662.4	660.6
7.5°	707.2	709.0	708.1	697.0	679.7	657.9	639.3	624.7	609.1	606.5	605.6
10°	707.2	709.0	701.9	680.6	650.8	616.7	588.2	564.3	540.3	531.4	532.8
12.5°	705.5	706.3	689.9	655.7	612.7	566.0	526.1	486.6	455.9	437.3	433.7
15°	704.1	702.8	673.9	624.7	567.4	509.7	449.3	396.0	359.6	335.2	332.1
17.5°	704.1	699.2	654.8	589.1	518.1	438.6	358.7	301.0	260.6	246.4	246.0
20°	705.0	694.4	634.4	552.3	456.8	354.3	267.7	218.4	203.3	201.1	201.6
22.5°	705.9	687.7	612.2	510.6	388.5	264.2	191.3	173.6	174.9	180.2	179.8
25°	705.0	678.8	586.0	463.9	313.9	190.5	154.5	150.1	158.1	164.3	166.0
27.5°	702.8	667.3	558.1	408.4	239.3	150.1	135.0	134.5	142.5	148.3	147.8
30°	696.1	653.5	525.6	349.8	172.7	127.9	121.6	123.0	128.3	133.6	133.6
32.5°	689.0	638.0	491.5	285.9	132.7	115.9	113.7	114.1	117.6	121.6	121.2
35°	681.5	622.9	456.4	219.3	116.3	108.8	107.9	107.4	108.8	109.7	109.7
37.5°	677.0	609.6	417.8	165.2	107.4	104.3	102.6	100.8	100.3	99.4	98.6
40°	678.8	600.7	380.5	127.9	102.1	99.4	96.8	94.1	92.3	91.5	91.0
42.5°	691.2	598.0	339.2	110.1	97.2	95.0	91.5	87.0	85.2	85.2	84.8
45°	720.1	606.0	300.6	101.2	92.8	90.1	84.4	81.2	79.9	80.4	80.4
47.5°	765.4	628.6	265.9	96.8	89.7	85.7	79.0	75.9	75.0	75.5	75.5
50°	833.3	671.3	230.4	92.8	86.1	80.8	75.0	71.5	70.1	70.1	70.1
52.5°	932.8	741.4	204.7	90.1	83.0	76.8	71.0	67.0	65.3	65.3	64.8
55°	1054.0	832.9	194.9	88.3	79.0	73.3	67.0	63.0	60.4	59.5	59.9
57.5°	1186.7	951.4	209.1	87.9	74.6	69.3	63.0	58.2	55.5	55.1	54.6
60°	1323.4	1069.1	249.9	85.7	71.0	64.4	58.6	54.2	51.5	50.6	50.2
62.5°	1441.5	1186.3	317.4	83.9	68.4	59.9	53.7	49.7	47.5	46.2	46.2
65°	1584.1	1320.8	420.4	86.1	67.0	55.5	49.3	45.7	44.0	42.6	42.6
67.5°	1778.5	1520.1	498.6	96.8	70.1	51.9	44.4	41.7	40.4	39.5	39.5
70°	1969.9	1632.0	346.7	113.7	78.1	48.8	40.0	38.2	37.3	36.4	36.4
71°	1967.2	1572.1	260.6	117.6	80.8	47.9	38.2	36.8	36.0	35.5	35.1
72.5°	1868.6	1429.1	186.9	114.1	79.5	45.3	36.0	34.6	33.7	33.7	33.3
75°	1676.0	1259.5	146.1	95.5	66.6	40.4	32.0	31.1	30.2	29.7	30.2
77.5°	1373.2	1007.8	115.0	75.5	50.6	33.3	28.4	27.1	26.6	26.2	26.6
80°	630.9	439.1	83.9	58.6	37.7	26.6	24.0	23.5	23.1	22.6	22.6
82.5°	151.8	123.0	44.8	39.1	25.7	20.4	19.1	19.1	19.1	18.6	18.6
85°	33.3	33.3	18.2	18.2	15.5	14.2	15.1	15.1	15.1	14.2	14.2
87.5°	1.8	5.3	5.8	8.4	8.9	8.4	10.2	10.7	10.2	9.8	9.3
90°	0.0	0.0	0.0	0.0	0.0	0.0	0.0	0.0	0.0	0.0	0.0

(END OF REPORT)